
















































B	I	K	E	S
				
				
		GWRRA Chapter I Bingo		
				
				

B	I	K	E	S
				
				
		GWRRA Chapter I Bingo		
				
				

NOTE:

The "bikes" game can be used as an individual handout to children at anytime, anywhere.

The game is printed on 110# card stock. Two cards to a sheet, cut down to size. On the reverse side we tape (with double faced tape) happy face stickers to be used on the bikes game to indicate which items have been found during the travel time.